

light on your work

X-CHAIN - LED

4x150W LED - 7M - ENTRY



TRIME

Lighting Tower Specialist



X-CHAIN - LED 4x150W LED- 7M - ENTRY

Our engineers know that the market needs a lighting tower that is rugged, long lasting and safe. The X-CHAIN has been created beginning from these characteristics. It is the best solution to your needs and guarantees 2400 sqm of illuminated area. 33 units can be loaded on a standard truck. To all of this, we added the technology that allows for maximum fuel efficiency and reliability.



7m



300Kg



340°



2200 sqm



power

- Multi-directionally adjustable and tiltable floodlights
- 5 sections vertical tower 7meters, 340° rotatable
- Manual lifting system by winch complete with auto-braking system
- Galvanized metalworks
- 80 µm powder coating
- Very compact dimensions for easy handling & transportability, up to 33 units per truck
- Light weight for improved manoeuvrability
- Central lifting eye forklift pockets for effective handling
- Guided main coiled cable to avoid damage during tower operation
- Circuit breaker for electrical protection against overload
- Certified wind stability up to 110 km/h
- 4 extendable & height adjustable stabilizers
- On board levels for guidance during stabilization
- Patented mast emergency brake which prevents the falling of the mast in case of cable failure
- Winch cover
- Top electrical box protection cover
- 2 Retractable galvanized handles
- Light Sensor as standard feature
- Astronomical Timer as standard feature
- Bolted Central lifting eye

APPLICATIONS



Gas, oil & mining operations



Special events



Rural & hard to reach areas



Emergency response



Construction & work sites




Military applications



Illuminated area
2200 sqm

very compact dimensions for easy handling & transportability up to 33 units per truck



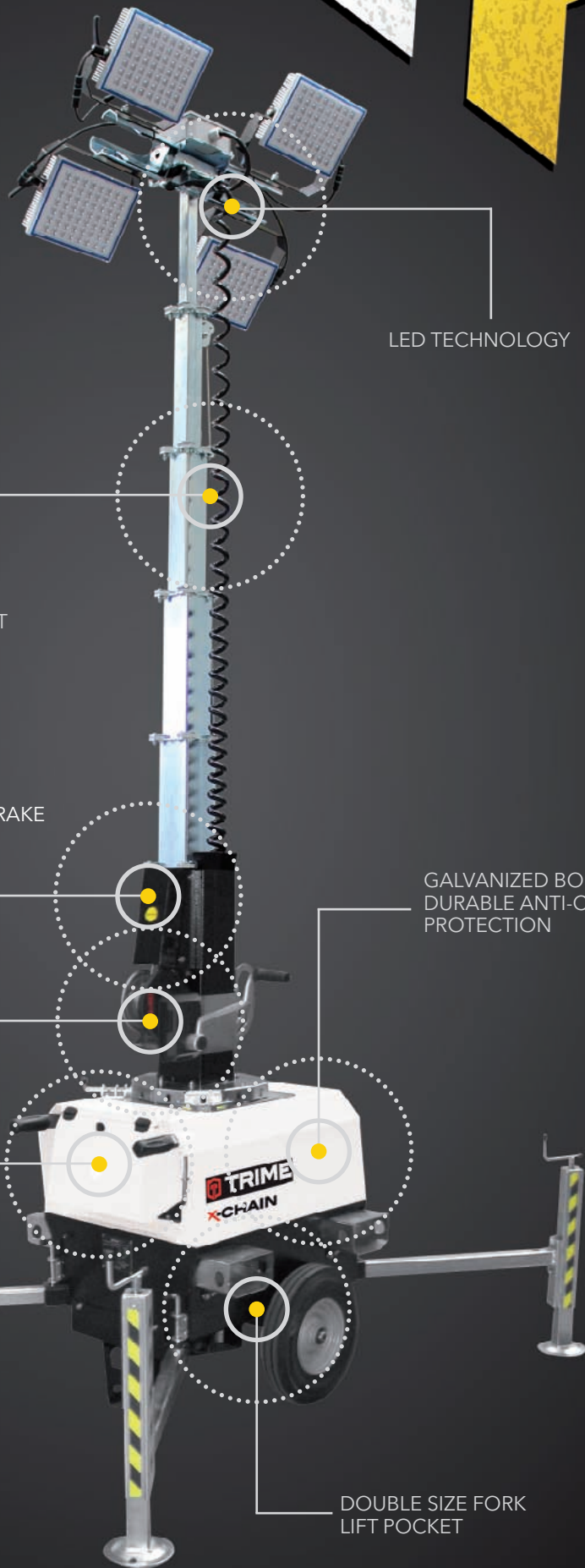
**33
Units Per Truck**



You can place 33 units on a single vehicle thanks to one of the compactest footprints on the market.

KEY BENEFITS

- ✓ *No fuel cost*
- ✓ *No carbon emission*
- ✓ *No maintenance*
- ✓ *No noise emissions*
- ✓ *33 units per truck*



LED TECHNOLOGY

SAFETY VERTICAL MAST

PATENT MAST EMERGENCY BRAKE

BOLTED CENTRAL LIFTING EYE

GALVANIZED BODY
DURABLE ANTI-CORROSION
PROTECTION

FRONTAL PANEL
PROTECTION COVER

4 ADJUSTABLE STABILIZERS


DOUBLE SIZE FORK
LIFT POCKET

technical data

Dimensions & weight		Input & output	
Dimensions min. (mm)	1200x850x2100	Inlet plug	32A - 230V
Dimensions max. (mm)	1850x1450x7000	Outlet socket	32A - 230V
Total weight	300 Kg	Tower lifting method	
Features		Manual	
Rotation	340°	Trailer type	
Floodlights	4x150W	Hand trolley	
Lamps	LED		

Standard load delivery

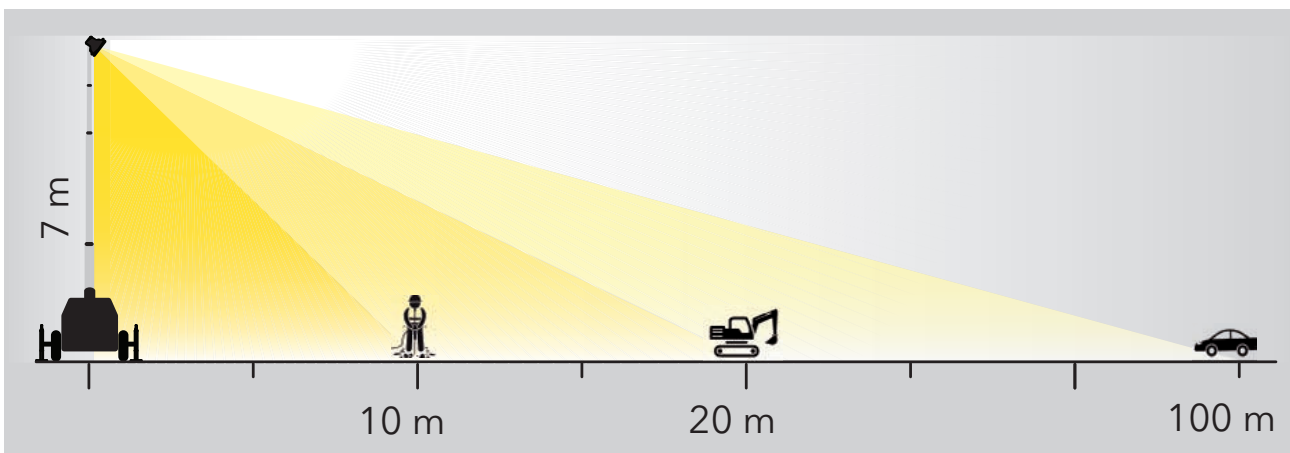
33 sets



Units Per Truck

Illuminated area (5 lux min.)

2200 sqm



Lighting Tower **Specialist**

TRIME s.p.a.

Strada per Robecco, snc
 20081 Cassinetta di Lugagnano (MI) - Italy
 Tel. +39 02 942 1724
 www.trime.it - info@trime.it