

light on your work

**X-HYBRID**

6x150W - LED - 9M



**TRIME**

Lighting Tower Specialist



## X-HYBRID

6x150W - LED - 9M

*Our engineers know that the market needs a lighting tower that is rugged, long lasting and safe. The X-HIBRID has been created beginning from these characteristics. It is the best solution to your needs and guarantees 3800 sqm of illuminated area. 20 units can be loaded on a standard truck. To all of this, we added the technology that allows for maximum fuel efficiency and reliability.*



8,5m



1150Kg



340°



3800sqm



150(l) - 0,55(l/h)



battery

- Multi-directionally adjustable and tiltable floodlights
- 7 sections hydraulic vertical tower 8,5m, 340° rotatable
- Standard light sensor for machine power on and off
- Galvanized metalworks
- 80 µm powder coating
- Very compact dimensions for easy handling & transportability, up to 20 units per truck
- Central lifting eye longitudinal and transversal forklift pockets for effective handling
- Plug & play, colour coded cables and connectors
- Guided main coiled cable to avoid damage during tower operation
- Control panel alarms for engine protection and fuel level indicator
- Circuit breaker for electrical protection against overload
- External emergency stop button
- Fully bunded tank, 110%
- Certified wind stability up to 110 km/h
- 4 extendable & height adjustable stabilizers
- On board levels for guidance during stabilization

## APPLICATIONS



Gas, oil & mining operations



Special events



Rural & hard to reach areas




Emergency response



Construction & work sites




Military applications



Illuminated area  
**3800 sqm**



**Ease of transport  
and handling**




**20  
Units Per Truck**



**You can place 20 units on a  
single vehicle thanks to one  
of the compactest footprints  
on the market.**

## KEY BENEFITS

- ✓ *Low transport cost*
- ✓ *Low fuel consumption*
- ✓ *LED lamps mean NO replacement of*
  - ✓ *bulbs*
  - ✓ *lamp glass*
  - ✓ *ballast*
  - ✓ *capacitors**Reducing Call Out Costs*





## technical data

### Dimensions & weight

Dimensions min. (mm)	1200 x 1200 x 2500
Dimensions max. (mm)	2520 x 2520 x 8500
Total weight without fuel	1150 Kg


### Features

Rotation	340°
Floodlights	6x150W
IP Level	67
Options	Timer

### Alternator

Model	Linz Alumen SB
Rated output Kva	3.5
Frequency Hz	50
Voltage V	230
Insulation class	H
Degree of Protection	IP23

### Standard load delivery



**20 sets**

Units Per Truck

### Engine

Model	Kubota Z482
Fuel	Diesel
rpm	1500
Tank capacity (l)	150
Fuel consumption (l/h)	0,55
Running time (h)	608
Noise level at 7mt	62

### Battery

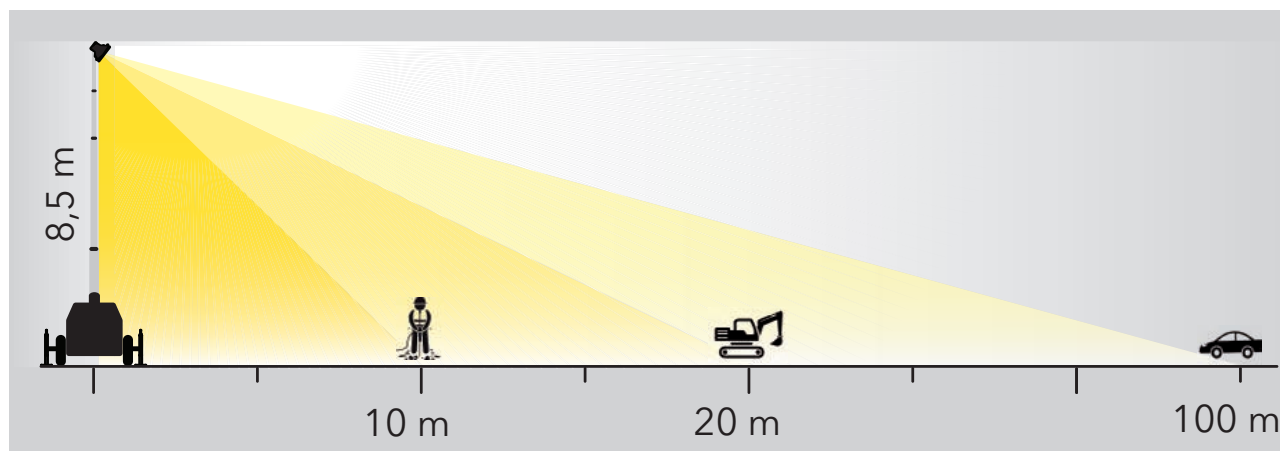
Type	AGM ZL 06 130
Batteries number	4
Batteries pack	24V DC 400 Ah
Expected battery cycle	500
Expected battery life time (h)	9500

### Hybrid mode

Running time (h)	11
Charging time with LED's ON (h)	11
Charging time with LED's OFF (h)	8
Complete discharge / charge cycle (h)	19
Hybrid mode consumption (l/h)	0,23

### Illuminated area (5 lux min.)

**3800 sqm**



**TRIME**

Lighting Tower **Specialist**

**TRIME s.p.a.**

Strada per Robecco, snc  
20081 Cassinetta di Lugagnano (MI) - Italy  
Tel. +39 02 942 1724  
[www.trime.it](http://www.trime.it) - [info@trime.it](mailto:info@trime.it)